

# SAAB 340

## EMERGENCY RESCUE CHART



**SAAB**

Saab Aircraft AB

S-581 88 Linköping Sweden Telephone: int+46 13 18 20 00 Telefax: int+46 13 18 44 95

Doc. No: 72LKS 3260-ERC

Issue: 11/92

## SAAB 340

### AIRLINER DATA

#### GENERAL

- 37 MAX
- 70 ft 4 in (21.44 m)
- 64 ft 9 in (19.73 m)
- 22 ft 6 in (6.87 m)
- 11 ft 6 in (3.51 m)
- 22 ft (6.71 m)
- 23 ft 5 in (7.14 m)
- 28500 lb (12930 kg)

#### CREW MEMBERS

PASSENGER SEATS

#### WING SPAN

#### LENGTH

#### HEIGHT, FIN TIP

#### HEIGHT, FUSELAGE

#### WHEEL TRACK

#### WHEEL BASE

#### MAX TAKEOFF WEIGHT

#### FUEL

#### TYPE

#### TANK CAPACITY

- JET A-1
- 850 US gal (5690 lb)
- 3222 l (2580 kg)

#### HYDRAULIC FLUID

#### OPERATING PRESSURE

#### ACCUMULATOR PRECHARGE

#### PRESSURE

#### TANK VOLUME

- 3000 psi (20.7 MPa or 210 kp/cm<sup>2</sup>)
- 1650 psi (11.4 MPa or 116 kp/cm<sup>2</sup>)
- 1.34 US gal (5.08 l)

#### OTHERS

#### STRUCTURE

#### PROPULSION

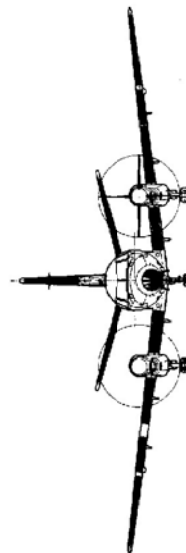
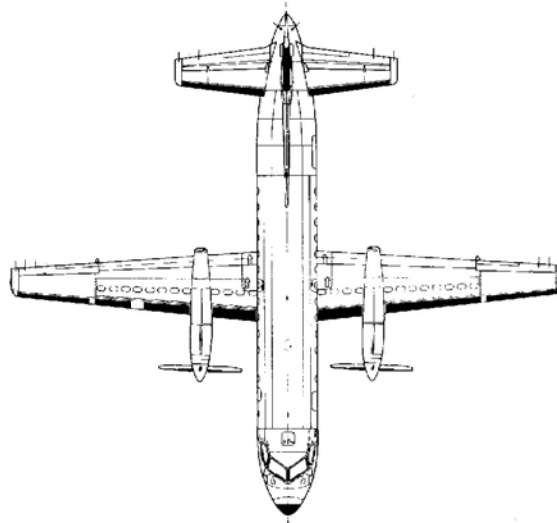
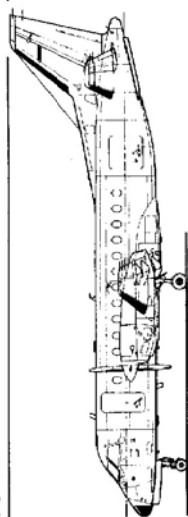
#### LANDING GEAR

#### OIL TANK

#### PASSENGER COMPARTMENT

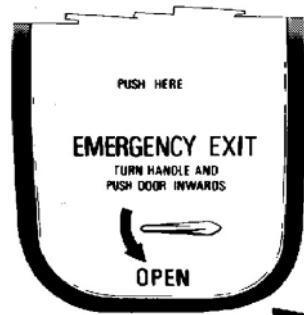
- ALL METAL
- TURBOPROP
- TRICYCLE RETRACTABLE
- INTEGRAL PART OF POWER PLANT
- PROVIDED FOR PASSENGER
- A COMMUNICATION DOOR IS LOCATED BELOW PILOTS WIDOW, OPENABLE INBOARD, ALLOWING COMMUNICATION BETWEEN FLIGHT CREW AND GROUND CREW

Photo: Oner AB, Linköping 461779



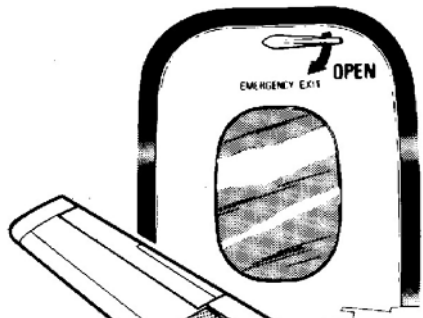
SAAB-SCANIA © 1985

# SAAB 340 AIRLINER EMERGENCY RESCUE CHART



## EMERGENCY EXIT

1. TURN HANDLE COUNTER-CLOCKWISE TO STOP
2. PUSH DOOR INWARDS



## EMERGENCY EXITS

LH AND RH SIDE

1. LH SIDE TURN HANDLE CLOCKWISE TO STOP  
RH SIDE TURN HANDLE COUNTER-CLOCKWISE TO STOP
2. PUSH DOOR INWARDS

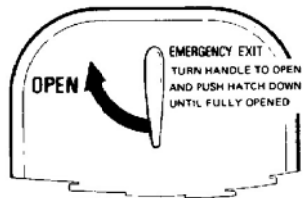
FUEL

VOICE RECORDER

FLIGHT DATA RECORDER

BATTERY

FUEL



## EMERGENCY EXIT IN ROOF

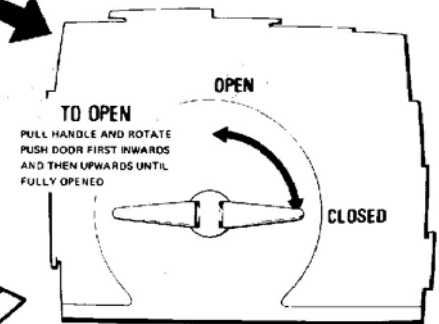
1. TURN HANDLE CLOCKWISE TO STOP
2. PUSH HATCH DOWN UNTIL FULLY OPENED

HYDRAULIC ACCUMULATORS

1 OXYGEN BOTTLE

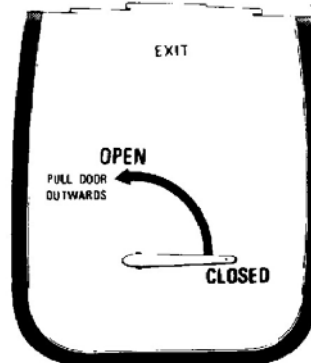
3 OXYGEN BOTTLES OPTIONAL

HYDRAULIC TANK AND TUBES



## CARGO DOOR

1. PULL HANDLE OUTWARDS
2. TURN HANDLE COUNTER-CLOCKWISE TO STOP
3. PUSH DOOR FIRST INWARDS AND THEN SLIDE UPWARDS UNTIL FULLY OPENED




## PASSENGER DOOR

1. TURN HANDLE COUNTER-CLOCKWISE TO STOP
2. PULL DOOR OUTWARDS AND SLIDE TO THE LEFT

**SAAB 340**

# SAAB 2000

## EMERGENCY RESCUE CHART



**SAAB**

Saab-Aircraft AB

S-581 88 Linköping Sweden Telephone: Int + 46 13 18 20 00 Telefax: Int + 46 13 18 44 95

Doc. No: 73LKS 0046

Initial Issue: 03/93

Printed in Type AB, Linköping 43075

# SAAB 2000

## AIRLINER DATA

### GENERAL

CREW MEMBERS	- 3 or 4
PASSENGER SEATS	- 50 (58 max)
WING SPAN	- 24.76 m (81 ft 3 in)
LENGTH	- 27.28 m (87 ft 6 in)
HEIGHT, FIN TIP	- 7.73 m (25 ft 4 in)
HEIGHT, FUSELAGE	- 3.51 m (11 ft 6 in)
WHEEL TRACK	- 8.23 m (27 ft)
WHEEL BASE	- 11.22 m (36 ft 10 in)

### FUEL

TYPE	- JET A-1
TANK CAPACITY	- 5160 L (1363 US gal) 4138 kg (9123 lb)

### HYDRAULIC FLUID

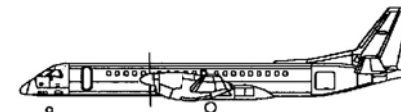

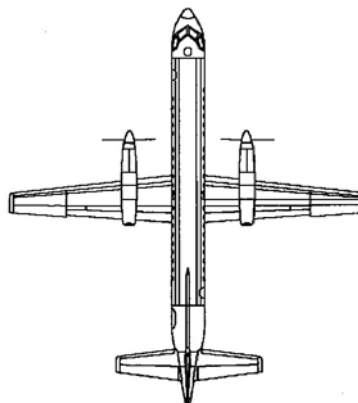
OPERATING PRESSURE	- 20.7 MPa (3000 psi)
ACCUMULATOR PRECHARGE PRESSURE:	
- NOSE WHEEL AREA	- 11.4 MPa (1650 psi)
- FAIRING AREA	- 14.5 MPa (2100 psi)
TANK VOLUME	- 56 L (1.47 US gal)

### MISCELLANEOUS

STRUCTURE	- METAL AND COMPOSITE MATERIALS
ENGINES	- TURBOPROP
LANDING GEAR	- TRICYCLE RETRACTABLE
OIL TANK	- INTEGRAL PART OF POWER PLANT

### COMMUNICATIONS

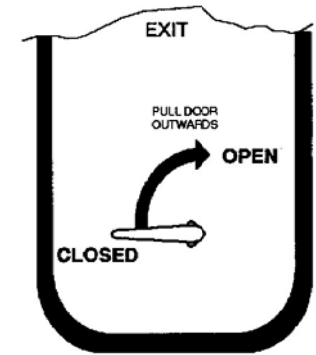
- ① AN OPENABLE HATCH ON LH SIDE OF THE COCKPIT, BELOW PILOT'S WINDOW
- ② PLUG-IN SOCKET CONNECTIONS IN:
  - THE NOSE WHEEL AREA
  - THE FUEL STATION, RH WING
  - THE CARGO AREA.



# SAAB 2000 AIRLINER EMERGENCY RESCUE CHART

## SERVICE / EMERGENCY DOOR

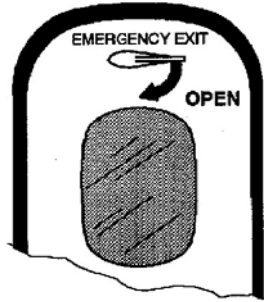
1. TURN THE HANDLE CLOCKWISE TO THE STOP
2. PULL THE DOOR OUTWARDS AND MOVE IT TO THE RIGHT



## EMERGENCY EXITS

LH AND RH SIDE

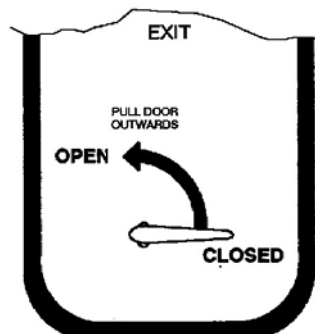
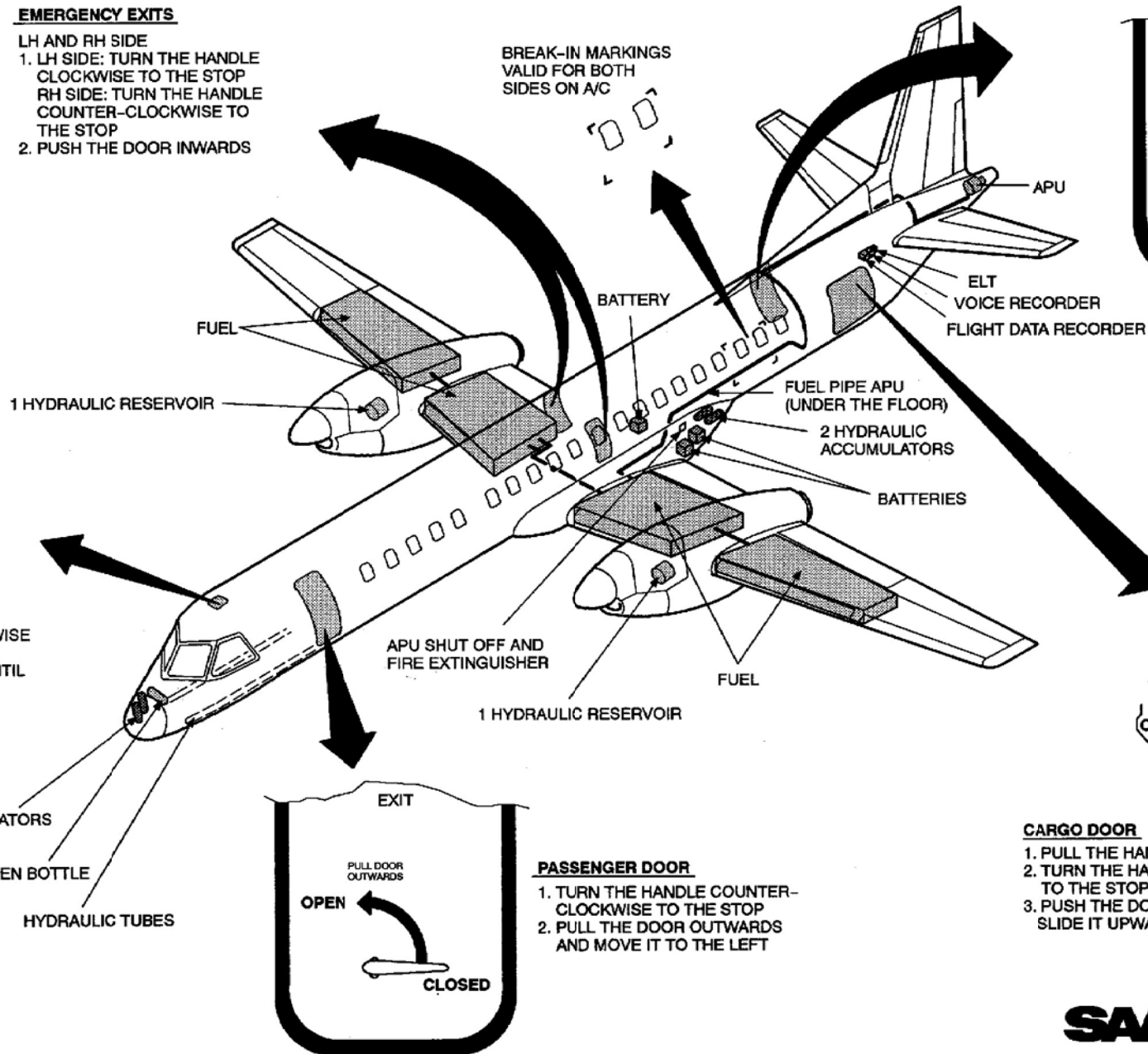
1. LH SIDE: TURN THE HANDLE CLOCKWISE TO THE STOP  
RH SIDE: TURN THE HANDLE COUNTER-CLOCKWISE TO THE STOP
2. PUSH THE DOOR INWARDS



## CREW EMERGENCY EXIT

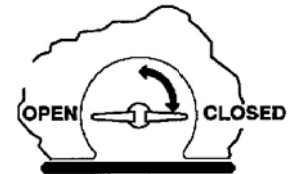
1. TURN THE HANDLE CLOCKWISE TO THE STOP
2. PUSH THE HATCH DOWN UNTIL IT IS FULLY OPEN

BREAK-IN MARKINGS  
VALID FOR BOTH  
SIDES ON A/C



## PASSENGER DOOR

1. TURN THE HANDLE COUNTER-CLOCKWISE TO THE STOP
2. PULL THE DOOR OUTWARDS AND MOVE IT TO THE LEFT



## CARGO DOOR

1. PULL THE HANDLE OUTWARDS
2. TURN THE HANDLE COUNTER-CLOCKWISE TO THE STOP
3. PUSH THE DOOR FIRST INWARDS AND THEN SLIDE IT UPWARDS UNTIL IT IS FULLY OPENED

**SAAB 2000**